


KANTAR


DI landscape of Indian advertising

December 2023



What we will cover

- What do Indian consumers want from advertising when it comes to D&I?
- How are we doing?
 - Ads launched in Oct'23
 - Ads tested by Kantar over the last 5 years
- Is there a strong business case for greater diversity and inclusion in advertising?
- Opportunity pathways for brands to progress on D&I agenda in advertising



Kantar Global Monitor

The objective of the 28 DEI Country Factbooks is to provide companies with a basic understanding of the diversity landscape and the key equity and inclusion issues.

Primary data sources

Most quantitative findings are based on the 2023 Global MONITOR survey. The survey is collected among 36,000+ consumers, age 13+, in 28 markets around the world.

Other key sources cited

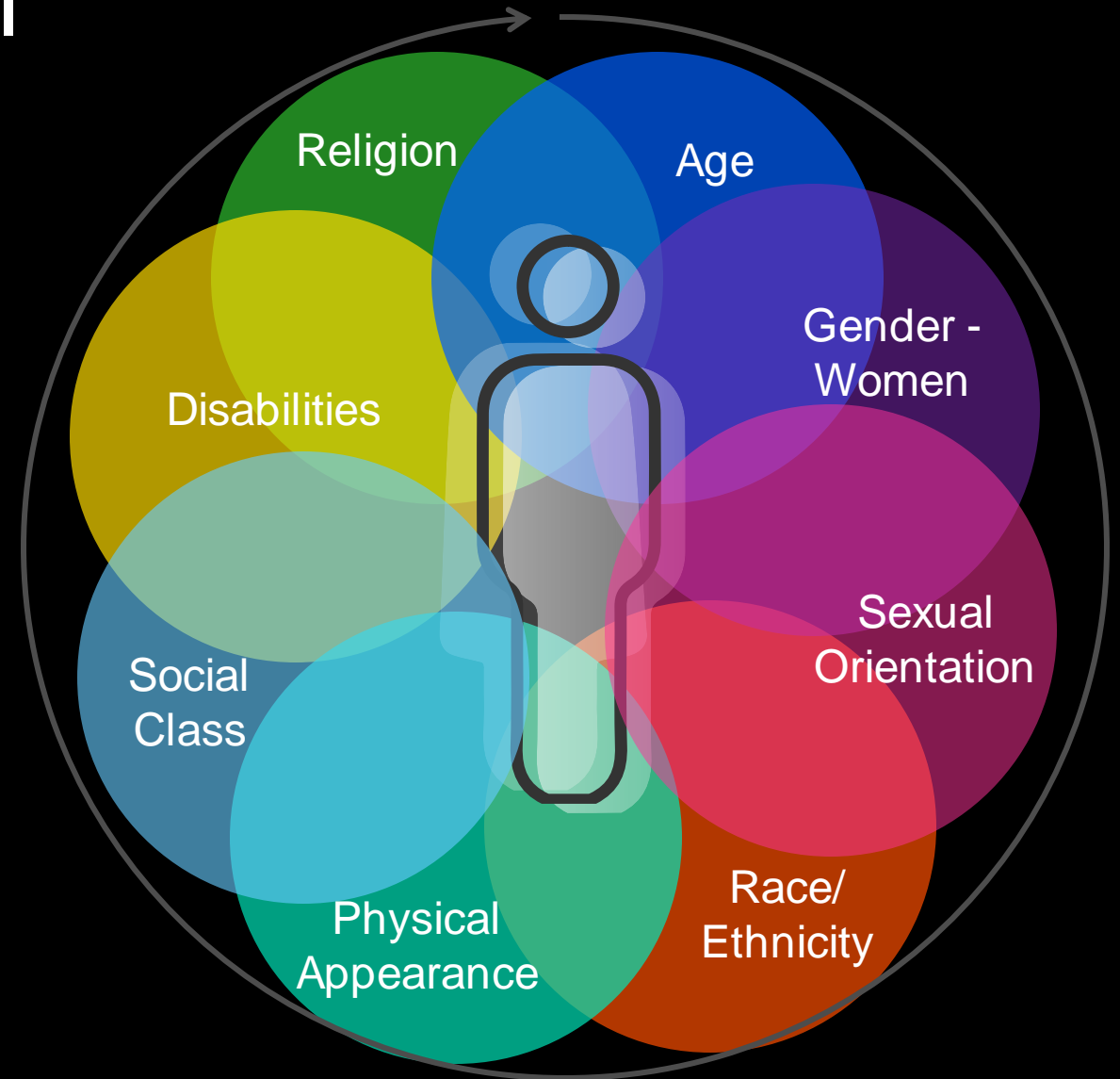
[World Factbook](#)
[WEF Gender Gap Index](#)
[Gallup Poll](#)

[Social Progress Index](#)
[World Bank](#)
[Ipsos Poll](#)



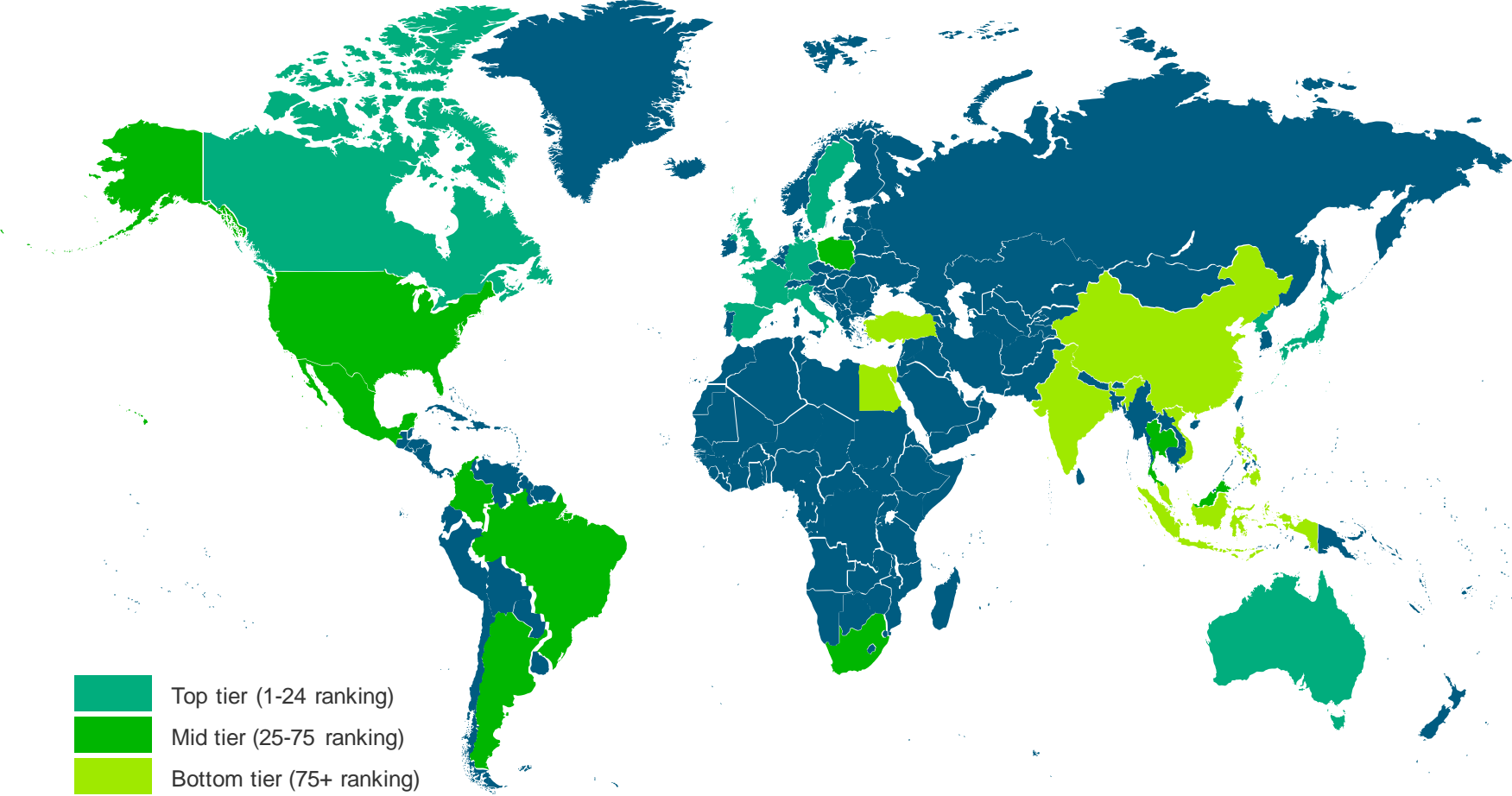
Kantar studies 8 key parameters of D&I

- Age
- Gender
- Sexual orientation
- Race/ethnicity
- Physical appearance
- Social class
- Disabilities
- Religion



Overall Inclusivity – a big Challenge!

India emerges to be in the lower tier of Inclusiveness as per the Social Progress Index



Consumers – Yeh Dil Maange More!



#UNSTEREOTYPE
ALLIANCE



Perceptions of brand representation

48%

Vs. 33% Globally

of consumers agree “**not enough brands do a good job of representing people similar to me or my community**”



India

Almost half of Indians would like to see brands do a better job in representing people who look like them or their community, significantly higher than the global average.



But what they get...?

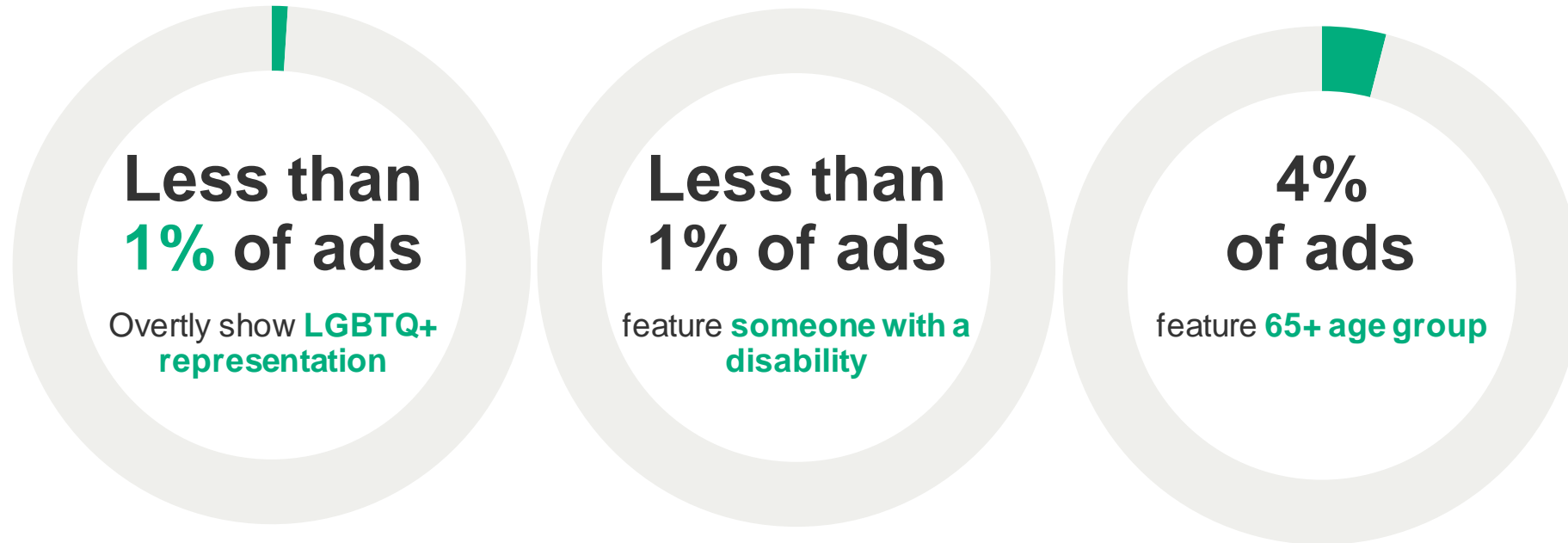


#UNSTEREOTYPE
ALLIANCE

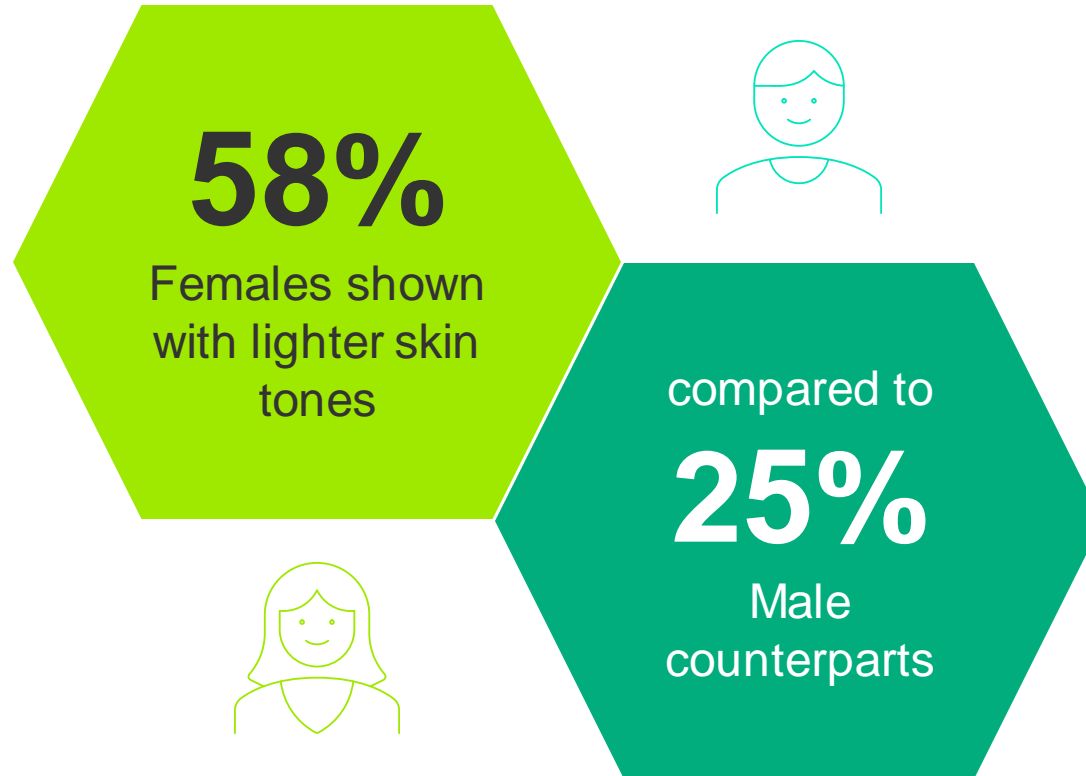


Can you guess?

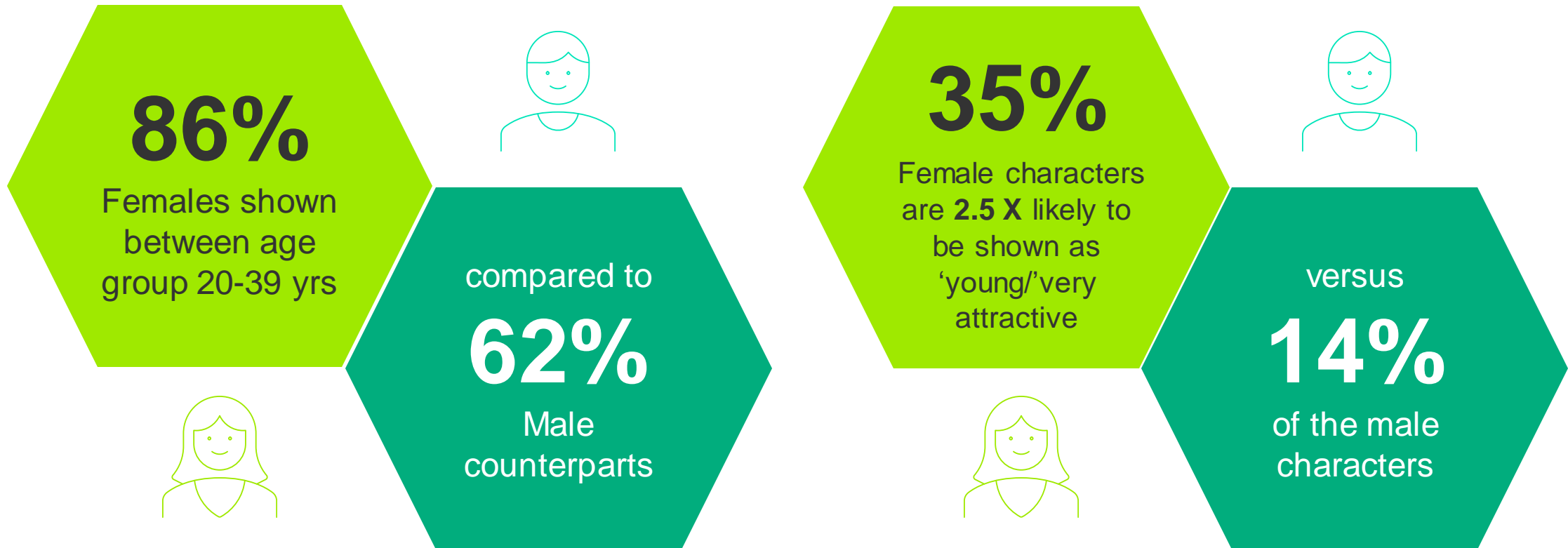
Diversity and Inclusion are starkly absent



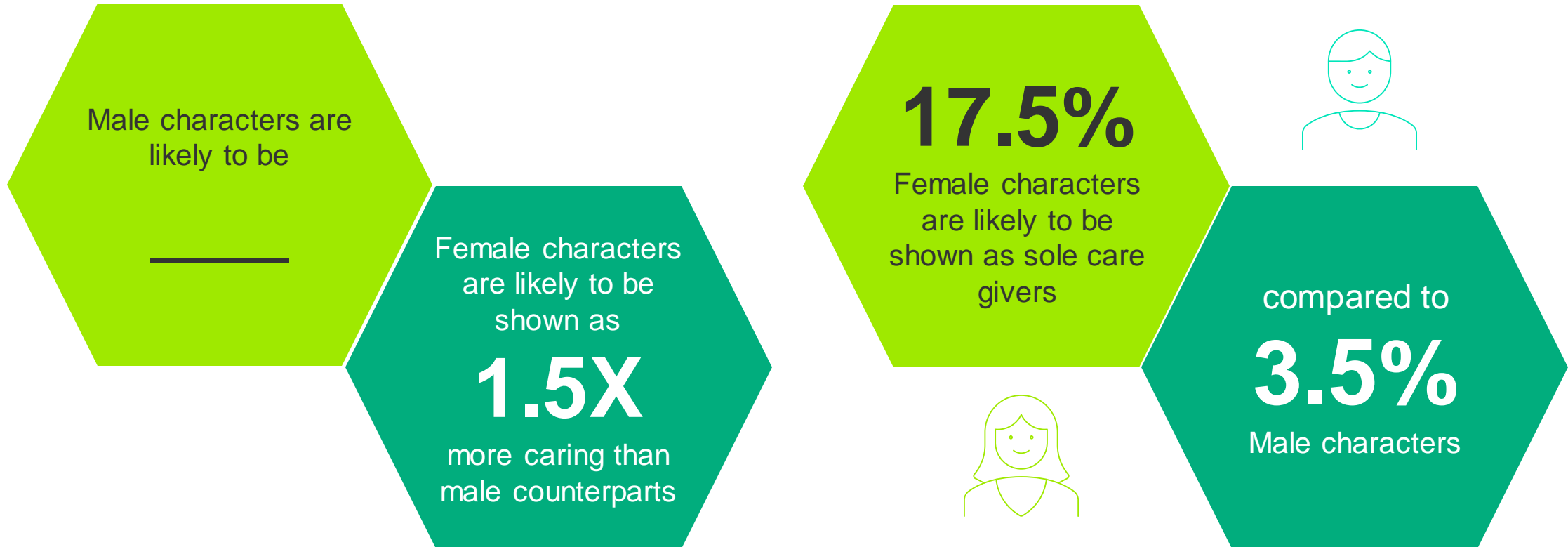
Within depiction of men and women, women characters more stereotyped and shown as fair versus men



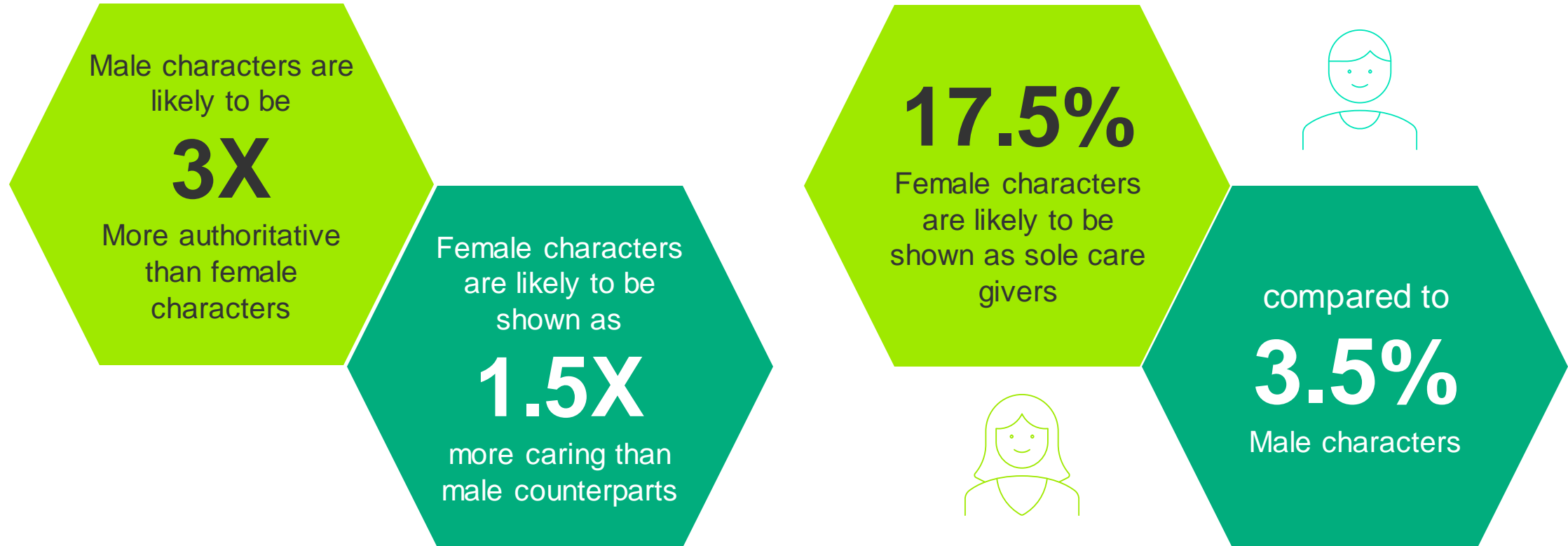
Women also shown as younger & conforming to more stereotypical definitions of beauty



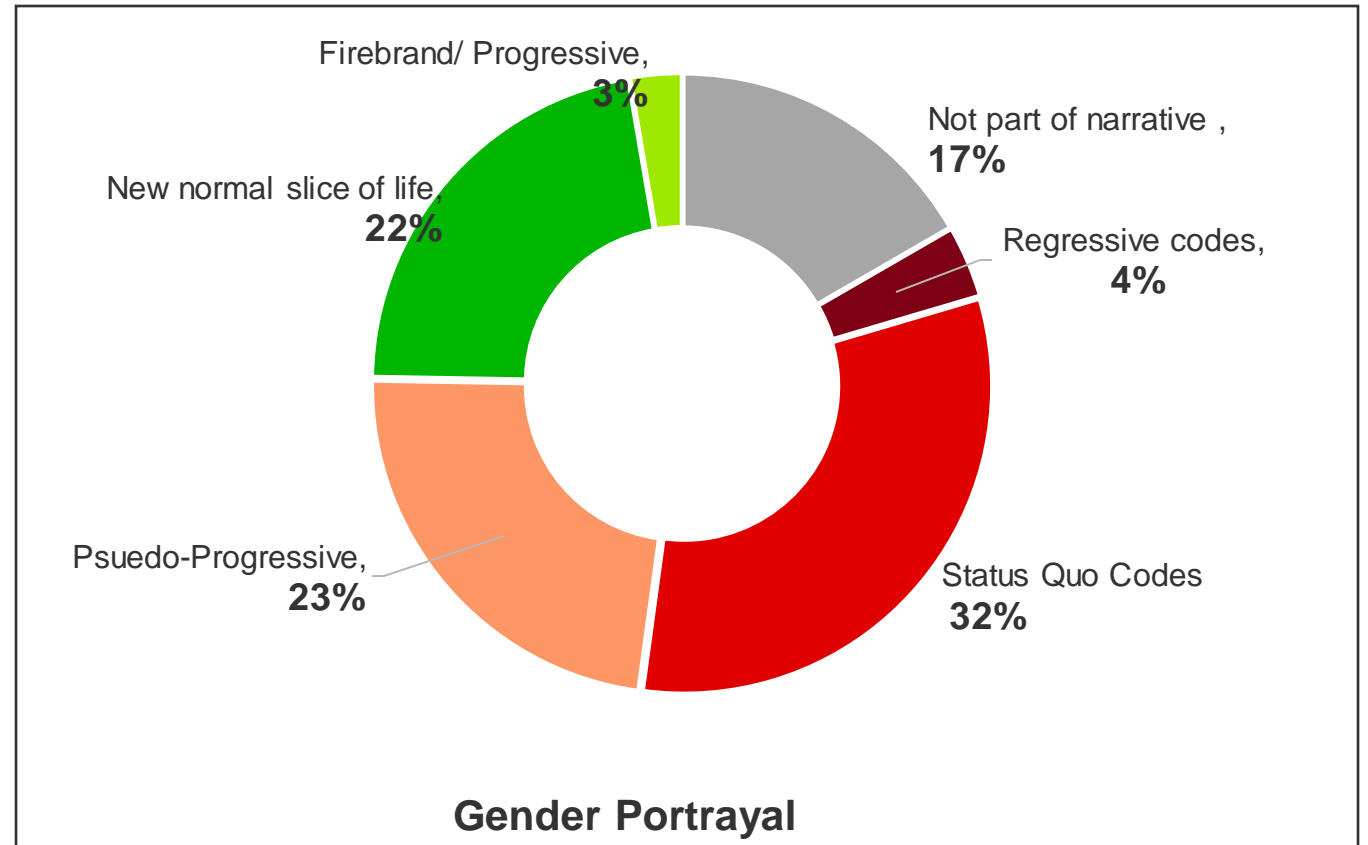
Portrayal of women remains closely anchored to care



Portrayal of women remains closely anchored to care

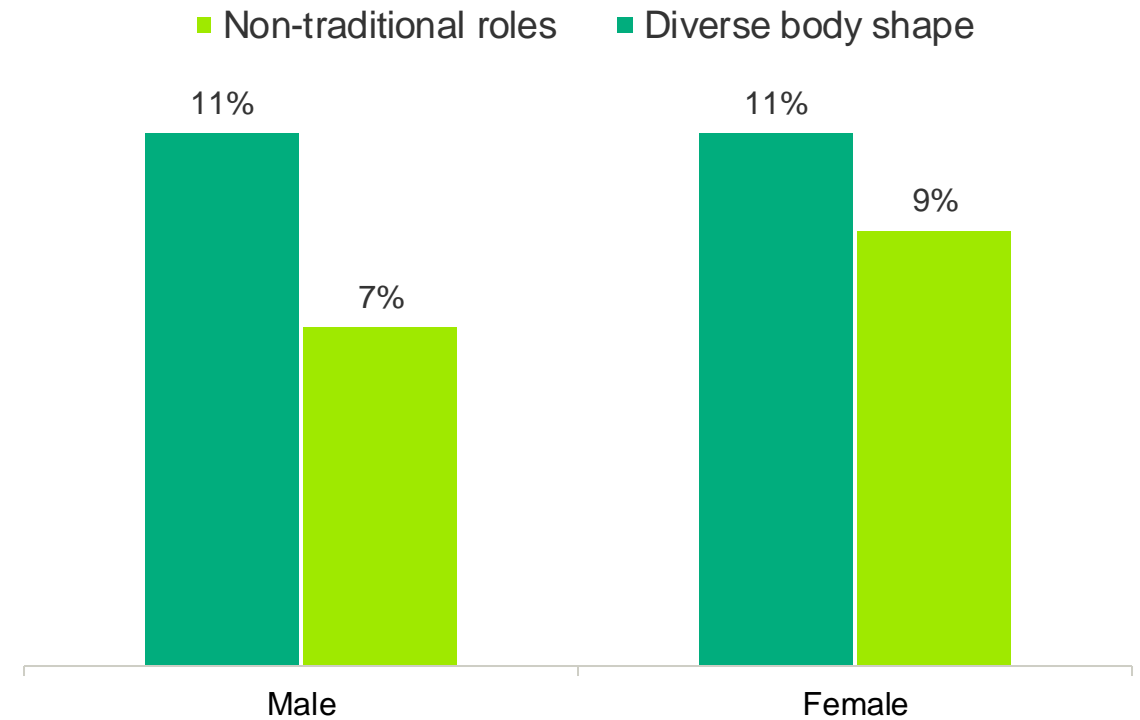


Nearly half of the ads (48%) feature progressive themes while one-third follow status quo codes. Non-Hindi ads exhibit 2.5 times more adherence to the Status Quo codes compared to Hindi advertising .





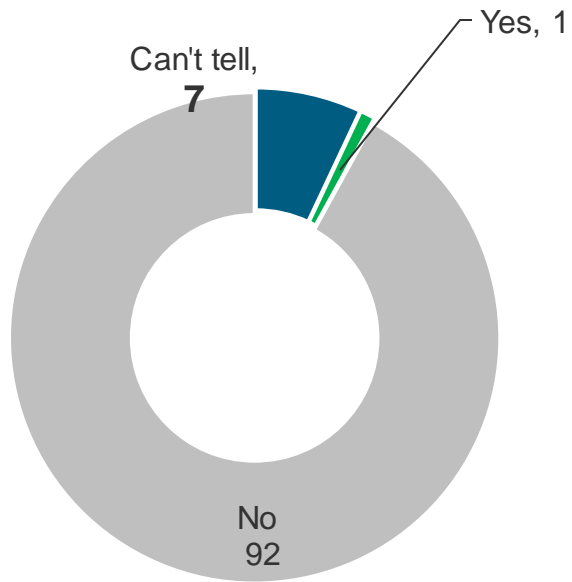
Across genders,
1. Traditional roles dominate narratives
2. Diversity of body type is extremely low



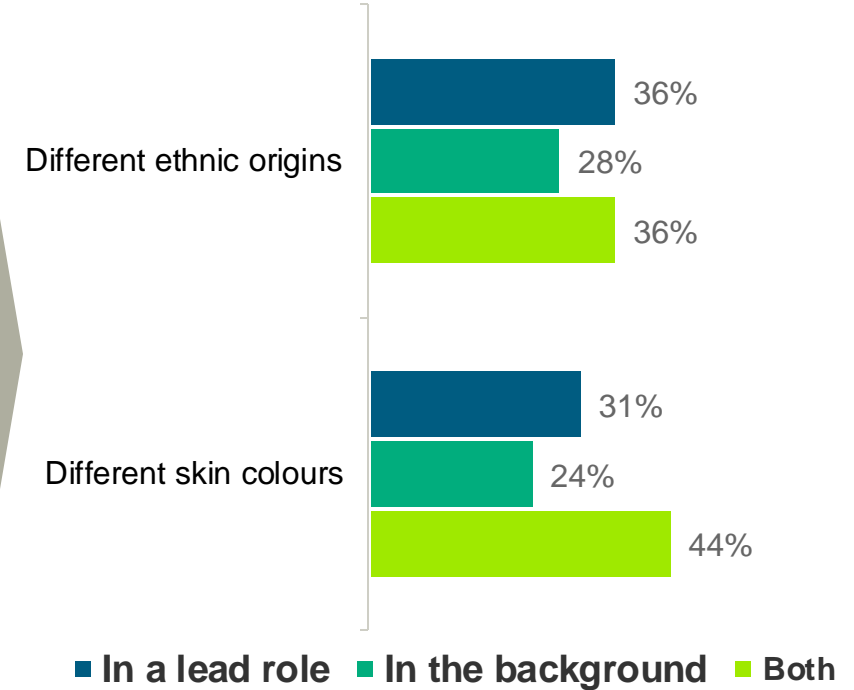
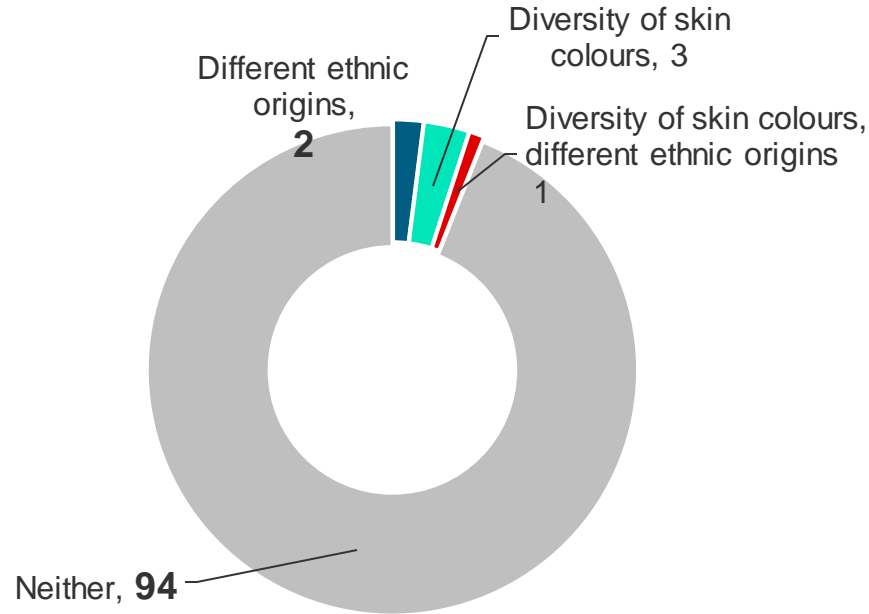
Kantar Link database (India) – Last 5 years

Limited representation of diverse ethnicities and religion – a flattening of identities

Any religious cues or context in the ad



Mixture of different ethnic origins



Kantar Link database (India) – Last 5 years

Is the news all grim?

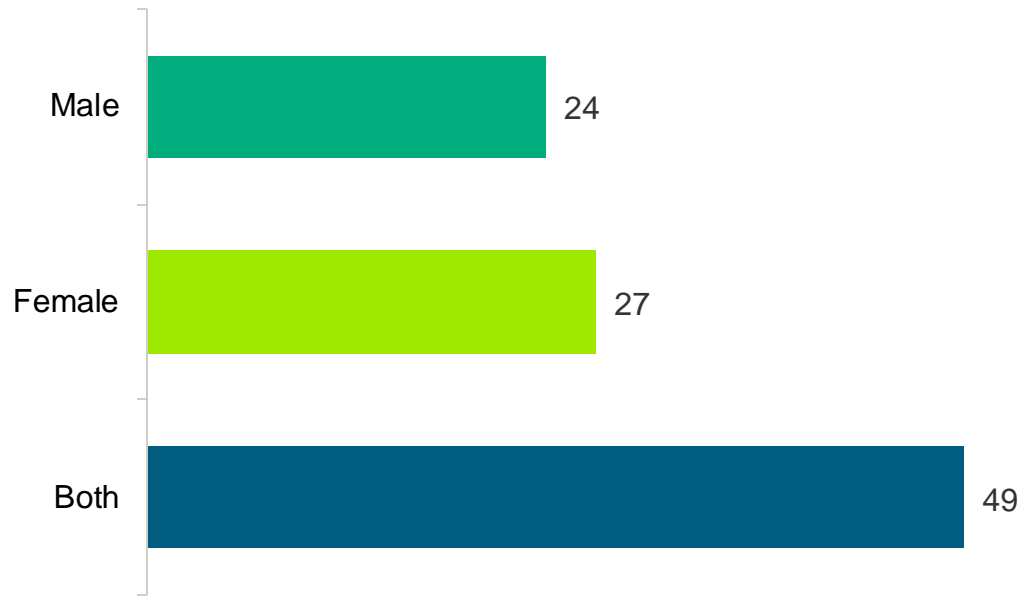


#UNSTEREOTYPE
ALLIANCE



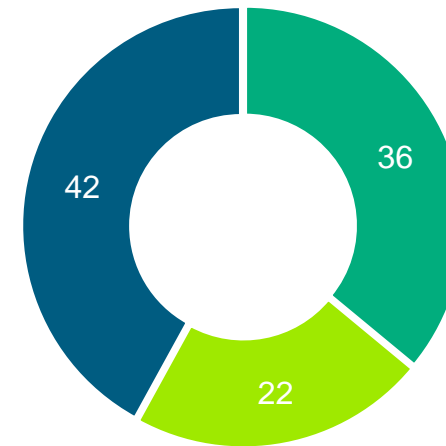
When we put our minds to it, we do make mighty strides – For example: Gender Presence now not an issue

Who's present in the ad?



2X solo Female presence ads seen in non-Hindi advertisements relative to Hindi

Who's the most prominent person?



■ Male ■ Female ■ Equal

Base: Ads having presence of both genders 119

Is it worth it?



#UNSTEREOTYPE
ALLIANCE



The Unstereotype Metrics – question wording

Consumers provide ratings after they view a piece of advertising content – the GUM is asked first, followed by the PUM

The Gender Unstereotype Metric (GUM)

This advertising presents a positive image of the female character/s that sets a good example for others

- Strongly agree
- Somewhat agree
- Neither agree nor disagree
- Somewhat disagree
- Strongly disagree

Same question is repeated for **Male** character/s, if present in the ad

“How much do you agree with the following statement?”




The Progressive Unstereotype Metric (PUM)

The way people are presented in the ad represents a modern and progressive view of society

- Strongly agree
- Somewhat agree
- Neither agree nor disagree
- Somewhat disagree
- Strongly disagree

Both Unstereotype Metrics are reported on an individual ad tested basis as the % agreeing with each of the 5 points on the scale, plus a mean score to summarise the scale. This mean score can then also be reported as a percentile (to allow for comparability across markets)

Gender Unstereotyping in INDIA delivers massive increases in ROI

 India	More positive Female UM ♀	More positive Male UM ♂
Brand Equity (Power)	+54	+59
Short Term Sales Likelihood	+32	+38

Kantar uses two composite metrics to predict the effectiveness of creatives in both the short term and the long term. The **STSL** is validated in driving sales and the **Brand Power** score provides a validated prediction of an ad's potential to build equity in the longer term.

Difference in average percentile for ads in the top quartile and bottom quartile on Unstereotype Metric, Ads Tested by Kantar in 2022

Massive results seen for inclusive advertising too at a global level



+3 on Power
+2 on STSL

Just showing under-represented groups has **no impact** on the ads' ability to build brand equity or increase short-term sales

+53 on Power
+30 on STSL

Showing underrepresented groups in **a positive way**

Global Link database

These factors are probably some of the most potent in improving advertising effectiveness

So, what kind of copy would you rather spend your Ad budget on?



Opportunity pathways for brands to progress on DI



#UNSTEREOTYPE
ALLIANCE



Opportunity **pathways** for brands to progress on DI



Inclusive casting

- Start including characters diverse in terms of skin tone, body shape, age, ethnicity, geography, sexual preferences
- Choosing central characters from underrepresented groups without the story centering around their identity
- Make progress at a pace that works for your brand/ culture



Inclusive story

- Illustrating the brand message with a story centered around characters' identity



Inclusion as purpose

- Tackling stereotypes and inspiring social change
- Provoke questions on regressive values
- Call to act

KANTAR

DI landscape of Indian advertising

December 2023

